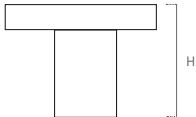




mod. **561**

wood



	Ref.	Cod.	W	H	
	561.31.03	561BL	31	27	12
	561.31.05	561MA	31	27	12
	561.31.21	561BE	31	27	12