

**A218**

AIR COMPRESSORS  
and ACCESSORIES



**AEG**  
perfekt in form und funktion

## Oil free air compressors



Oil free air compressors range designed for D.I.Y. enthusiasts. Compressors without air tanks and also compressors with tanks from 6 - 25 and 50 litres for a more intensive use, but all without maintenance requirements. Thanks to the compact and safe constructional design and to the reduced weight, these compressors can be easily used and transported anywhere by anybody. They are complete with a pressure reducer and electrical lead with plug ready for immediate use. The housing in shock proof material safeguards the user from exposure to the internal rotating components and hot surfaces.

## Oil lube air compressors



Oil lube air compressors are models designed for professionals. Oil lubricated, direct driven compressors with one or two self-ventilated cylinders achieved by the fan, which is directly keyed onto the motor axis. Built in compliance with the strictest International standards, these compressors meet many different requirements and can be used by craftsmen, painters, carpenters, plumbers, builders etc... They are functionally self-sufficient, all equipped with pressure reducer, ergonomic handle, on-off switch, universal air outlet, safety valve, pressure regulator, solid shock absorber feet, rubber wheels.

## Belt driven air compressors



The belt-drive range from 3 HP to 10 HP is designed and manufactured using the most modern technology. The main characteristics of this range are:

- balanced size of the pump, electric motor and air receiver
- oversized air flow for improved cooling
- air receivers from 50 to 500 lt., horizontal or vertical
- oil spy level for easy monitoring
- synthetic oil which guarantees long life of the moving parts
- air receivers painted with epoxy powder at 200° C which is resistant to wear
- low number of revolutions of the pumping unit.

## Silent piston air compressors



The Silent series is a range of piston-driven sound-proofed compressors from 4 HP up to 10 HP and is the result of experience and research together with an innovative and functional design. The main technical features of these machines are:

- synoptic electro-mechanical control panel with start button, emergency button, hour meter and spy lights
- automatic control of the electrical current draw by electric motor
- supplementary ventilation system with remote control by a thermostatic probe
- anti-vibration feet with 4 fixed points
- cooling radiator
- refrigeration cycle dryer with electronic panel as a standard for the control and maintenance of the dew point, timing of the condensate discharge and display of the operating conditions of the machine.

## Rotary screw air compressors



The range of rotary screw compressors from 3 to 50 HP. Design for a specific project aimed at ensuring simplicity of use, total reliability and high quality of air delivered. The integrated solution of the air end and the concept of a modular configuration complete and allow compact installations. Ready for use with simple and low maintenance, thanks also to the rational arrangement of the top quality components used. Rotary screw compressors are the concrete solution for users of compressed air who want an impressive yet compact machine.

## Accessories



The range of accessories offers quality products chosen to meet the different market requirements. Here you will find pipe fittings, quick release couplings, pipes, gauges, filters, reducers, lubricators and any other accessory required to complete your compressed air system, together with a wide range of pneumatic tools for professional and D.I.Y. activities. Most of the accessories are available in the blister packs, complete with product description and bar code, ideal for vertical display racks.

# PIT-STOP

## General features

- Ergonomic handle
- On-off switch
- Fully protected
- 2 lt air receiver
- Oil free



CE

Type	Cod.	Barcode				LxPxH						
			ℓ/min	CFM	m <sup>3</sup> /h	bar	psi	Watt	mm in	kg lb	LxPxH mm	Q.ty
PIT-STOP	1129991001	8020119137741	160	5.7	9,6	8	116	1,5	455x345x125 17.9x13.6x4.9	8 17.6	120x80x190	60

# OL2/05 24V

## General features

- Cordless
- Ergonomic handle
- On-off switch
- Universal air outlet
- Safety valve
- 2 pressure gauges
- Pressure regulator
- Battery
- Battery charger



Battery charging time: 45 min.  
Battery: 24V/2AH



Type	Cod.	Barcode					LxPxH							
24V/2AH			l	l/min	CFM	m <sup>3</sup> /h	bar	psi	HP	kW	cm in	kg lb	LxPxH mm	Q.ty
<b>OL2/05 24V</b>	<b>1129990658</b>	<b>8020119101131</b>	2	40	1.4	2,4	8	116	0,3	240	35,8x33,8x24,8 14.09x13.30x9.76	6,5 14.33	120x80x140	30










# OL0/15

## General features

- Ergonomic handle
- On-off switch
- Universal air outlet
- Safety valve
- 2 pressure gauges
- Pressure regulator
- Light weight



CE

Type	Cod.	Barcode					LxPxH							
			l	l/min	CFM	m <sup>3</sup> /h	bar	psi	HP	kW	cm in	kg lb	LxPxH mm	Q.ty
OL0/15	1129110148	802119095232	-	160	5.7	9,6	8	116	1,5	1,1	32x22x33 12.59x8,66x12.99	5 11.02	120x80x170	60

# OL6/1100

## General features

- Ergonomic handle
- On-off switch
- Universal air outlet
- Safety valve
- 2 pressure gauges
- Pressure regulator
- Shroud for a complete fully protection
- Solid shock absorber feet
- 6 L tank



CE

Type	Cod.	Barcode					LxPxH							
			l	l/min	CFM	m <sup>3</sup> /h	bar	psi	HP	kW	cm in	kg lb	LxPxH mm	Q.ty
<b>OL6/1100</b>	<b>1129100586</b>	<b>8020119133767</b>	6	40	1,4	2,4	8	116	0,4	300	380x310x290 14.9x12.2x11.4	10 22	120x90x195	21








# OLV24/15

## General features

- Ergonomic handle
- Easy to move
- On-off switch
- Universal air outlet
- Shroud for a complete fully protection
- Pressure gauge
- Antivibrating feet
- Pressure regulator
- 24 l. tank capacity



CE

Type	Cod.	Barcode					LxPxH						
			l	l/min	CFM	m <sup>3</sup> /h	bar	psi	Watt	mm in	kg lb	↙ LxPxH mm	Q.ty
OLV24/15	1129102809	8020119141236	24	160	5.7	9,6	8	116	1100 Peak	320x320x63 12.6x12.6x24.8	15 33	120x80x155	12

# OLV50/15

## General features

- Ergonomic handle
- Easy to move
- On-off switch
- Shroud for a complete fully protection
- Pressure gauge
- Antivibrating feet
- Pressure regulator
- 50 l. tank capacity



CE

Type	Cod.	Barcode					LxPxH						
			l	l/min	CFM	m <sup>3</sup> /h	bar	psi	Watt	mm in	kg lb	↙ LxPxH mm	Q.ty
OLV50/15	1129102810	8020119141243	50	160	5.7	9,6	8	116	1100 Peak	393x396x879 15.4x15.6x34.6	24 52.9	120x80x194	12










# OL50/3

## General features

- Ergonomic handle
- On-off switch
- Universal air outlet
- Safety valve
- 2 pressure gauges
- Pressure regulator
- Solid shock absorber feet
- Rubber wheels
- 50 L tank



CE

Type	Cod.	Barcode					LxPxH							
			l	l/min	CFM	m <sup>3</sup> /h	bar	psi	HP	kW	cm in	kg lb	LxPxH mm	Q.ty
<b>OL50/3</b>	<b>1121360455</b>	<b>8020119122631</b>	50	320	11.4	19,2	8	116	3	2,2	80x42x70 31.49x16.53x27.55	25 55.11	138x80x212	12
<b>F6000/50 V</b>	<b>1121360482</b>	<b>8020119136980</b>	50	320	11.4	19,2	8	116	3	2,2	430x470x990 16.9x18.5x39.9	26 57.3	138x80x212	12

# L24/2

## General features

- Ergonomic handle
- On-off switch
- Universal air outlet
- Safety valve
- 2 pressure gauges
- Pressure regulator
- Solid shock absorber feet
- Rubber wheels
- 24 L tank



CE

Type	Cod.	Barcode					LxPxH							
			l	l/min	CFM	m <sup>3</sup> /h	bar	psi	HP	kW	cm in	kg lb	LxPxH mm	Q.ty
L24/2	1129110151	8020119101148	24	170	6	10,3	8	116	2	1,5	61x37x61 24.01x14.56x24.01	24 52.91	126x86x185	21

# L50/2

## General features

- Ergonomic handle
- On-off switch
- Universal air outlet
- Safety valve
- 2 pressure gauges
- Pressure regulator
- Solid shock absorber feet
- Rubber wheels
- 50 L tank



CE

Type	Cod.	Barcode					LxPxH							
			l	l/min	CFM	m <sup>3</sup> /h	bar	psi	HP	kW	cm in	kg lb	LxPxH mm	Q.ty
L50/2	1121160894	8020119101155	50	170	6	10,3	8	116	2	1,5	77x43x68 3.31x16.92x26.77	32 70.54	136x80x212	12

# B50/36 - B100/36

## General features

- Ergonomic handle
- On-off switch
- Universal air outlet
- 2 pressure gauges
- Safety valve
- Cast iron 2 cylinder
- Oil lubricated
- Larger oil glass
- Large flywheel
- Rubber wheels



Type	Cod.	Barcode	l		CFM	cil./st.	bar	psi	HP	kW	LxPxH cm in	kg lb	LxPxH mm	Q.ty
			l/min	l										
<b>B50/26</b>	<b>1121430915</b>	<b>8020119137031</b>	50	250	8.8	2/1	10	145	2	1,5	110x36x73 43.30x14.17x28.74	50 110,231	136x82x212	12
<b>B150/26</b>	<b>1121430916</b>	<b>8020119137048</b>	150	250	8.8	2/1	10	145	2	1,5	136x54x106	88 194,007	136x82x212	12
<b>B50/36</b>	<b>1121480139</b>	<b>8020119101476</b>	50	360	12,74	2/1	10	145	3	2,25	110x36x73 43.30x14.17x28.74	51 112.43	136x82x212	12
<b>B100/36</b>	<b>1121480407</b>	<b>8020119101483</b>	100	360	12,74	2/1	10	145	3	2,25	110x40x83 43.30x15.74x32.67	62 136.68	129x106x183	12

Other voltage 50/60 Hz available upon request



# B150/36 - B200/41

## General features

- Ergonomic handle
- 2 air outlets with regulated pressure
- Pressure switch with overload protection
- Pressure regulator
- Cooling pipes
- Low noise operation
- Cast iron 2 cylinder
- Oil lubricated
- Larger oil glass
- Swivel wheel
- Rubber wheels



CE

Type	Cod.	Barcode						LxPxH						
			l	l/min	CFM	cil./st.	bar	psi	HP	kW	cm in	kg lb	LxPxH mm	Q.ty
<b>B150/36</b>	<b>1121480622</b>	<b>8020119101704</b>	150	360	12,74	2/1	10	145	3	2,25	136x54x106 53.54x21.25x41.73	80 176,36	136x54x106	1
<b>B200/41</b>	<b>1121480884</b>	<b>8020119101490</b>	200	415	14,7	2/1	10	145	3	2,25	146x46x114 57.48x18.11x44.88	109 240.30	146x64x114	1

Other voltage 50/60 Hz available upon request





# B300/67 - B300/80 - B300/85

## General features

- Ergonomic handle
- 2 air outlets with regulated pressure
- Pressure switch with overload protection
- Pressure regulator
- Cooling pipes
- Low noise operation
- Cast iron 2 cylinder
- Oil lubricated
- Larger oil glass
- Large flywheel
- Swivel wheel
- Rubber wheels



CE

Type	Cod.	Barcode	Motor		Pump		Pressure		Power		LxPxH cm in	Weight kg lb	Dimensions LxPxH mm	Q.ty
			l	l/min	CFM	cil./st.	bar	psi	HP	kW				
<b>B300/67</b>	<b>1121460655</b>	<b>8020119101513</b>	270	650	23	2/2	10	145	5.5	4	160x56x123 62.99x22.04x48.42	165 363.76	1600x500x1040	1
<b>B300/80</b>	<b>1121460656</b>	<b>8020119101742</b>	270	800	15,9	2/2	10	145	7,5	5,5	160x56x123 62.99x22.04x48.42	166 365.96	1600x500x1040	1
<b>B300/85</b>	<b>1121460663</b>	<b>8020119101759</b>	270	830	29,4	2/2	10	145	7,5	5,5	160x56x123 62.99x22.04x48.42	170 374.78	1600x500x1040	1

Other voltage 50/60 Hz available upon request  
14 bar / 203 psi available upon request

# BF300/59 - BF500/59

## General features

- Pressure switch with overload protection
- Cooling pipes
- Low noise operation
- Cast iron 2 cylinder
- Oil lubricated
- Larger oil glass
- Large flywheel
- 2 stage pump head



Type	Cod.	Barcode												
			l	l/min	CFM	cil./st.	bar	psi	HP	kW	cm in	kg lb	LxPxH mm	Q.ty
<b>BF300/59</b>	<b>1121550501</b>	<b>8020119101766</b>	270	590	21	2/2	10	145	5.5	4	160x50x104 62.99x19.68x40.94	160 352.73	160x50x104	1
<b>BF500/59</b>	<b>1121550800</b>	<b>8020119101773</b>	500	590	21	2/2	10	145	5.5	4	197x59x130 77.55x23.22x51.18	225 496.04	197x59x130	1

Other voltage 50/60 Hz available upon request  
14 bar / 203 psi available upon request

# BF300/67- BF300/85 - BF500/80 BF500/85 - BF500/99

## General features

- Pressure switch with overload protection
- Cooling pipes
- Low noise operation
- Cast iron 2 cylinder
- Oil lubricated
- Large flywheel
- 2 stage pump head



Type	Cod.	Barcode	l		CFM	cil./st.	bar	psi	HP	kW	LxPxH		Q.ty	
			l/min	cm in							kg lb			
400/50/3														
<b>BF300/67</b>	<b>1121520300</b>	<b>8020119066874</b>	270	650	23	2/2	10	145	5,5	4	160x50x104 62.99x19.68x40.94	160 352.73	160x50x104	1
<b>BF300/85</b>	<b>1121520299</b>	<b>8020119055755</b>	270	830	29,3	2/2	10	145	7,5	5,5	160x50x104 62.99x19.68x40.94	165 363.76	160x50x104	1
<b>BF500/80</b>	<b>1121520538</b>	<b>8020119101780</b>	500	800	15,9	2/2	10	145	7,5	5,5	160x59x130 62.99x23.22x51.18	240 529.10	160x59x130	1
<b>BF500/85</b>	<b>1121520746</b>	<b>8020119101797</b>	500	830	29,3	2/2	10	145	7,5	5,5	160x59x130 62.99x23.22x51.18	242 533.51	160x59x130	1
<b>BF500/99</b>	<b>1121530207</b>	<b>8020119102282</b>	500	980	35	2/2	10	145	10	7,5	160x59x130 62.99x23.22x51.18	250 551.15	160x59x130	1

Other voltage 50/60 Hz available upon request - 14  
bar / 203 psi available upon request



# BT500/120 - BT500/135 BT500/160 - BT500/170

## General features

- Pressure switch with overload protection
- Cooling pipes
- Low noise operation
- Cast iron 2 cylinder
- Oil lubricated
- Larger oil glass
- Large flywheel
- 2 stage pump head
- Control box



Type	Cod.	Barcode						LxPxH						
			l	l/min	CFM	cil./st.	bar	psi	HP	kW	cm in	kg lb	LxPxH mm	Q.ty
BT500/120	1121550950	8020119101803	500	1100	38,9	2/2	10	145	5,5+5,5	4+4	205x59x117 80.70x23.22x46.06	240 529.10	205x59x117	1
BT500/135	1121620327	8020119101810	500	1350	47,8	2/2	10	145	5,5+5,5	4+4	205x59x117 80.70x23.22x46.06	275 606.27	205x59x117	1
BT500/160	1121620226	8020119101827	500	1600	56,6	2/2	10	145	7,5+7,5	5,5+5,5	205x59x117 80.70x23.22x46.06	285 628.31	205x59x117	1
BT500/170	1121620427	8020119035108	500	1660	58,8	2/2	10	145	7,5+7,5	5,5+5,5	205x59x117 80.70x23.22x46.06	295 650.36	205x59x117	1

Other voltage 50/60 Hz available upon request - 14 bar / 203 psi available upon request



# BT900/160 - BT900/170 - BT900/198

## General features

- Pressure switch with overload protection
- Cooling pipes
- Low noise operation
- Cast iron 2 cylinder
- Oil lubricated
- Larger oil glass
- Large flywheel
- 2 stage pump head
- Control box



CE

Type	Cod.	Barcode	Capacity		Flow		Pressure		Power		LxPxH cm in	Weight kg lb	Dimensions LxPxH mm	Q.ty
			l	l/min	CFM	cil./st.	bar	psi	HP	kW				
400/50/3														
<b>BT900/160</b>	<b>1121620948</b>	<b>8020119101841</b>	900	1600	56,6	2/2	10	145	7,5+7,5	5,5+5,5	215x80x160 84.64x31.49x62.99	430 947.98	215x80x160	1
<b>BT900/170</b>	<b>1121620949</b>	<b>8020119101858</b>	900	1660	58,8	2/2	10	145	7,5+7,5	5,5+5,5	215x80x160 84.64x31.49x62.99	445 981.05	215x80x160	1
<b>BT900/198</b>	<b>1121620915</b>	<b>8020119101834</b>	900	1960	70	2/2	10	145	10+10	7,5+7,5	215x80x160 84.64x31.49x62.99	488 1075.85	215x80x160	1

Other voltage 50/60 Hz available upon request - 14  
bar / 203 psi available upon request

# BV300/59 - BV300/67

# BV300/85 - BV300/99

## General features

- Pressure switch with overload protection
- Air outlet
- Cast iron carter
- Low noise operation
- Oil lubricated
- Larger oil glass
- Large flywheel
- 2 stage pump head



Type	Cod.	Barcode						PxH						
			l	l/min	CFM	cil./st.	bar	psi	HP	kW	cm in	kg lb	LxPxH mm	Q.ty
<b>BV300/59</b>	<b>1121550502</b>	<b>8020119101919</b>	270	590	21	2/2	10	145	5,5	4	67x185 26.37x72.83	160 352.73	670x670x1850	1
<b>BV300/67</b>	<b>1121520912</b>	<b>8020119062746</b>	270	650	23	2/2	10	145	5,5	4	67x185 26.37x72.83	180 396.83	670x670x1850	1
<b>BV300/85</b>	<b>1121520916</b>	<b>8020119101926</b>	270	830	29,3	2/2	10	145	7,5	5,5	67x185 26.37x72.83	200 440.92	670x670x1850	1
<b>BV300/99</b>	<b>1121520917</b>	<b>8020119072363</b>	270	980	35	2/2	10	145	10	7,5	67x185 26.37x72.83	205 451.94	670x670x1850	1

Other voltage 50/60 Hz available upon request - 14  
bar / 203 psi available upon request

# SI500 - SI600 - SI678 SI988 - SI1250

## General features

- Pressure line gauge and hour counter
- Control Panel
- Silent operation
- Metal soundproof cabinet
- Improved cooling system
- Heavy duty service factor



Type	Cod.	Barcode								LxPxH				
			l	l/min	CFM	cil./st.	bar	psi	HP	kW	cm in	kg lb	LxPxH mm	Q.ty
SI500	1121720109	8020119101933	-	450	16	2/2	10	145	4	3	83.7x59,2x73,5 32.95x23.30x28.93	125 275.57	864x591x745	1
SI600	1121720110	8020119101940	-	625	22	2/2	10	145	5,5	4	83.7x59,2x73,5 32.95x23.30x28.93	130 286.60	864x591x745	1
SI678	1121720111	8020119101957	-	650	23	2/2	10	145	5,5	4	83.7x59,2x73,5 32.95x23.30x28.93	130 286.60	864x591x745	1
SI988	1121720112	8020119101964	-	980	35	2/2	10	145	10	7,5	83.7x59,2x73,5 32.95x23.30x28.93	130 286.60	864x591x745	1
SI1250	1121720113	802011901971	-	1080	38	2/2	10	145	10	7,5	83.7x59,2x73,5 32.95x23.30x28.93	180 396.83	864x591x745	1

Other voltage 50/60 Hz available upon request - 14  
bar / 203 psi available upon request

# SI500/300 - SI600/300 - SI678/300 SI988/300 - SI988/500 - SI1250/500

## General features

- Pressure line gauge and hour counter
- Control Panel
- Improved cooling system
- Easy condensation drainage
- Tank with lifting supports
- Silent operation
- Metal soundproof cabinet
- Improved cooling system
- Heavy duty service factor



Type	Cod.	Barcode								LxPxH				
			l	l/min	CFM	cil./st.	bar	psi	HP	kW	cm in	kg lb	cm in	
400/50/3														
<b>SI500/300</b>	<b>1121720114</b>	<b>8020119101988</b>	270	450	16	2/2	10	145	3	2,25	144x59x122 56.69x23.22x48.03	185 407.85	1612x599x1264	1
<b>SI600/300</b>	<b>1121720115</b>	<b>8020119101995</b>	270	625	22	2/2	10	145	5,5	4	144x59x122 56.69x23.22x48.03	185 407.85	1612x599x1264	1
<b>SI678/300</b>	<b>1121720116</b>	<b>8020119102008</b>	270	650	23	2/2	10	145	5,5	4	144x59x122 56.69x23.22x48.03	185 407.85	1612x599x1264	1
<b>SI988/300</b>	<b>1121720117</b>	<b>8020119102015</b>	270	912	32,3	2/2	10	145	10	7,5	144x59x122 56.69x23.22x48.03	190 418.87	1612x599x1264	1
<b>SI988/500</b>	<b>1121720118</b>	<b>8020119102022</b>	500	980	35	2/2	10	145	10	7,5	200x60x133 78.74x23.62x52.36	230 507.06	2038x600x1357	1
<b>SI1250/500</b>	<b>1121720119</b>	<b>8020119102039</b>	500	1080	38	2/2	10	145	10	7,5	200x60x133 78.74x23.62x52.36	280 617.29	2038x600x1357	1

Other voltage 50/60 Hz available upon request - 14 bar / 203 psi available upon request



# SI500/300 D - SI600/300 D - SI678/300 D SI988/300 D - SI988/500 D - SI1250/500 D

## General features

- Compressed air dryer system
- Pressure line gauge and hour counter
- Control Panel
- Improved cooling system
- Easy condensation drainage
- Tank with lifting supports
- Silent operation
- Metal soundproof cabinet
- Improved cooling system factor
- Heavy duty service



Type	Cod.	Barcode									LxPxH			
			l	l/min	CFM	cil./st.	bar	psi	HP	kW	cm in	kg lb	LxPxH mm	Q.ty
SI500/300D	1121720120	8020119102046	270	450	16	2/2	10	145	3	2,25	144x59.2x122 56.69x23.30x48.03	200 440.92	1440x592x1220	1
SI600/300D	1121720121	8020119102053	270	625	22	2/2	10	145	5,5	4	144x59.2x122 56.69x23.30x48.03	200 440.92	1440x592x1220	1
SI678/300D	1121720122	8020119102060	270	650	23	2/2	10	145	5,5	4	144x59.2x122 56.69x23.30x48.03	200 440.92	1440x592x1220	1
SI988/300D	1121720123	8020119102077	270	980	35	2/2	10	145	10	7,5	144x59.2x122 56.69x23.30x48.03	210 462.97	1440x592x1220	1
SI988/500D	1121720124	8020119102084	500	980	35	2/2	10	145	10	7,5	200x60x133 78.74x23.62x52.36	250 551.15	2000x600x1330	1
SI1250/500D	1121720125	8020119102091	500	1080	38	2/2	10	145	10	7,5	200x60x133 78.74x23.62x52.36	300 661.38	2000x600x1330	1

Other voltage 50/60 Hz available upon request - 14 bar / 203 psi available upon request



# SC90/30

## General features

- Ergonomic handle
- Plastic shroud protects hot and rotating parts
- Double feet with rubber shock absorber
- Large wheels heightens portability
- Super silent operation
- Dashboard with gauge and switch

59 dB(A)



Type	Cod.	Barcode					LxPxH							
230/50/1			l	l/min	CFM	m <sup>3</sup> /h	bar	psi	HP	kW	cm in	kg lb	LxPxH mm	Q.ty
<b>SC90/30</b>	<b>1121720126</b>	<b>8020119102107</b>	90	300	10,6	18	9	130	3	2,25	111,4x400x111,5 4.33x157.48x43.89	84 185.18	110x52x125	1
<b>SC300/30</b>	<b>1121720625</b>	<b>8020119137055</b>	90	300	10,6	18	9	130	3	2,25	160x56x123 63x22x48.4	135	1600x560x1230	1
<b>SC 300/30 V</b>	<b>1121720626</b>	<b>8020119137062</b>	90	300	10,6	18	9	130	3	2,25	670x670x1850 26.4x26x72.8	145	670x670x1850	1

Other voltage 50/60 Hz available upon request

# SC1000 - SC1500 - SC2000

## General features

- Super silent operation
- Easy to use
- Encapsulated Rotary Screw System
- Electronic panel with safety devices
- Ready to use



Type	Cod.	Barcode	Battery		Flow		Pressure		Power		LxPxH cm in	Weight kg lb	LxPxH mm	Q.ty
			l	l/min	CFM	m <sup>3</sup> /h	bar	psi	HP	kW				
400/50/3														
<b>SC1000</b>	<b>1121720127</b>	<b>8020119102114</b>	-	950	33	57	8	116	10	7,5	83,7x59,2x73,5 32.95x23.30x28.93	148 326.28	83,7x59,2x73,5	1
<b>SC1500</b>	<b>1121720128</b>	<b>8020119102121</b>	-	1560	55	93,6	8	116	15	11	83,7x59,2x73,5 32.95x23.30x28.93	232 511.47	83,7x59,2x73,5	1
<b>SC2000</b>	<b>1121720129</b>	<b>8020119102138</b>	-	2010	70,9	120,6	8	116	20	15	83,7x59,2x73,5 32.95x23.30x28.93	280 617.29	83,7x59,2x73,5	1

Other voltage 50/60 Hz available upon request  
14 bar / 203 psi available upon request

# SC300/1000 - SC300/1500 SC300/2000 - SC500/1500 SC500/2000

## General features

- Super silent operation
- Easy to use
- Encapsulated Rotary Screw System
- Electronic panel with safety devices
- Ready to use



Type	Cod.	Barcode					LxPxH							
			l	l/min	CFM	m <sup>3</sup> /h	bar	psi	HP	kW	cm in	kg lb	LxPxH mm	Q.ty
400/50/3														
<b>SC300/1000</b>	<b>1121720130</b>	<b>8020119102145</b>	270	950	33	57	8	116	10	7,5	144x59,2x122 56.69x23.30x48.03	217 478.40	1440x592x1220	1
<b>SC300/1500</b>	<b>1121720131</b>	<b>8020119102152</b>	270	1560	55	93,6	8	116	15	11	144x59,2x122 56.69x23.30x48.03	325 716.50	1440x592x1220	1
<b>SC300/2000</b>	<b>1121720132</b>	<b>8020119102169</b>	270	2010	70,9	120,6	8	116	20	15	144x59,2x122 56.69x23.30x48.03	351 773.82	1440x592x1220	1
<b>SC500/1500</b>	<b>1121720133</b>	<b>8020119102176</b>	500	1560	55	93,6	8	116	15	11	200x60x133 78.74x23.62x52.36	349 769.41	2000x600x1330	1
<b>SC500/2000</b>	<b>1121720134</b>	<b>8020119102183</b>	500	2010	70,9	120,6	8	116	20	15	200x60x133 78.74x23.62x52.36	392 864.21	2000x600x1330	1

Other voltage 50/60 Hz available upon request  
14 bar / 203 psi available upon request

# SC300/1000 D - SC300/1500 D SC300/2000 D - SC500/1000 D SC500/1500 D - SC500/2000 D

## General features

- Compressed air dryer system
- Super silent operation
- Easy to use
- Encapsulated Rotary Screw System
- Electronic panel with safety devices
- Ready to use



Type	Cod.	Barcode	l		CFM		m <sup>3</sup> /h		bar		psi		HP		kW		LxPxH cm in	kg lb	LxPxH mm	Q.ty
			l/min	CFM	m <sup>3</sup> /h	bar	psi	HP	kW											
<b>SC300/1000D</b>	<b>1121720135</b>	<b>8020119102190</b>	270	950	33	57	8	116	10	7,5	144x59.2x122	257	1440x592x1220	1						
<b>SC300/1500D</b>	<b>1121720136</b>	<b>8020119102206</b>	270	1560	55	93,6	8	116	15	11	144x59.2x122	365	1440x592x1220	1						
<b>SC300/2000D</b>	<b>1121720137</b>	<b>8020119102213</b>	270	2010	70,9	120,6	8	116	20	15	144x59.2x122	392	1440x592x1220	1						
<b>SC500/1000D</b>	<b>1121720138</b>	<b>8020119102220</b>	500	950	33	57	8	116	10	7,5	200x60x133	300	2000x600x1330	1						
<b>SC500/1500D</b>	<b>1121720139</b>	<b>8020119137024</b>	500	1560	55	93,6	8	116	15	11	200x60x133	390	2000x600x1330	1						
<b>SC500/2000D</b>	<b>1121720140</b>	<b>8020119102244</b>	500	2010	70,9	120,6	8	116	20	15	200x60x133	438	2000x600x1330	1						

Other voltage 50/60 Hz available upon request 14 bar / 203 psi available upon request

# SC3000 - SC4000 - SC5000

## General features

- Super silent operation
- Easy to use
- Encapsulated Rotary Screw System
- Electronic panel with safety devices
- Ready to use



Type	Cod.	Barcode					LxPxH							
			l	l/min	CFM	m <sup>3</sup> /h	bar	psi	HP	kW	cm in	kg lb	cm in	
400/50/3			-	3050	108	183	10	145	30	22	120x90x100 47.24x35.43x39.37	445 981.05	120x90x100	1
<b>SC3000</b>	<b>1121720141</b>	<b>8020119102251</b>	-	3050	108	183	10	145	30	22	120x90x100 47.24x35.43x39.37	445 981.05	120x90x100	1
<b>SC4000</b>	<b>1121720142</b>	<b>8020119102268</b>	-	4110	145	246	10	145	40	30	135x92x125 53.14x36.22x49.21	648 1428.59	135x92x125	1
<b>SC5000</b>	<b>1121720143</b>	<b>8020119102275</b>	-	5120	181	307	10	145	50	37	135x92x125 53.14x36.22x49.21	655 1444.02	135x92x125	1

Other voltage 50/60 Hz available upon request  
14 bar / 203 psi available upon request





Item	Cod.	EAN Code
<b>Air Kit Bag</b>	1126002497	8020119137192
<b>Exhibitor 18xAir Kit Bag</b>	1126002498	8020119137208



Item	Cod.	EAN Code
<b>Air Kit 1881*</b>	1126000732	8020119102305
<b>Exhibitor 25x1881</b>	1126000846	8020119102305

\* Inflating pistol, blow pistol, spray pistol, washing pistol, spiral hose 4m  
inflating nozzle for bicycle tyres, inflating nozzle for footballs, blowing/inflating nozzle for dinghys



Item	Cod.	EAN Code	l/min	C.F.M.	bar	psi
<b>Air grease pistol</b>	1126002267	8020119102923	250-300	9-10,5	4-6	58-87



Item	Cod.	EAN Code	l/min	C.F.M.	bar	psi
<b>Metal caulking</b>	1126002268	8020119102930	170	6	6	87



Item	Cod.	EAN Code	l/min	C.F.M.	bar	psi
<b>Orbital sander - 150mm</b>	1126002269	8020119104200	250	9	6	87



Item	Cod.	EAN Code	l/min	C.F.M.	bar	psi
<b>Palm-grip sander with Velcro disc - 125 mm</b>	1126002270	8020119104934	170	6	6	87



Item	Cod.	EAN Code	l/min	C.F.M.	bar	psi
<b>Angular sander - 100 mm</b>	1126002271	8020119104941	250	9	6	87



Item	Cod.	EAN Code	l/min	C.F.M.	bar	psi
<b>Case with straight grinder + 10 grinding bits</b>	1126002272	8020119104958	150-170	5-6	6	87



Item	Cod.	EAN Code	l/min	C.F.M.	bar	psi
<b>Case with air hammer / chisel + 4 chisel bits</b>	1126002273	8020119102947	170	6	6	87



Item	Cod.	EAN Code	l/min	C.F.M.	bar	psi
<b>Case with professional air hammer/chisel + 4 chisel bits</b>	1126002274	8020119102954	170	6	6	87



Item	Cod.	EAN Code	l/min	C.F.M.	bar	psi
<b>Case for automatic drill</b>	1126002275	8020119102961	170	6	6	87



Item	Cod.	EAN Code	l/min	C.F.M.	bar	psi
<b>Air ratchet wrench</b>	1126002276	8020119102978	120/160	4,2-5,7	6	87



Item	Cod.	EAN Code	l/min	C.F.M.	bar	psi
<b>Staple</b>	1126002277	8020119102985	0,5xPC	0.02	4-7	58-101



Item	Cod.	EAN Code	l/min	C.F.M.	bar	psi
<b>Staple / Nail pistol</b>	1126002278	8020119102992	0,4xPC	0.01	4-7	58-101



Item	Cod.	EAN Code	l/min	C.F.M.	bar	psi
<b>Pneumatic Palm Nailer</b>	1126002279	8020119104965	0,6xPC	0,02	4-7	58-101



Item	Cod.	EAN Code	l/min	C.F.M.	bar	psi
<b>Plastering spray pistol with 5-L tank</b>	1126002280	8020119104972	250	9	4-6	58-87



Item	Cod.	EAN Code	l/min	C.F.M.	bar	psi
<b>1/2" impact Wrench with case + 10 sockets + accessories</b>	1120009319	8020119103005	220	7,8	6	87



Item	Cod.	EAN Code	l/min	C.F.M.	bar	psi
<b>Professional 1/2" impact Wrench with case + 10 sockets + accessories</b>	1120009320	8020119103012	250	9	6	87

Item	Cod.	EAN Code
<b>Kit 66 pcs</b>	1120009321	8020119103029



- **3/8" [9,53 mm] drive air ratche**  
-3/8" [9,53 mm] square drive  
-Free speed: 160 rpm  
-6 bar maximum working pressur
- **1/4" [6,35 mm] die grinder**  
-Free speed: 22,000 rpm  
-1/4" [6,35 mm] collet  
-6 bar maximum working pressure  
-Cushion grip handle
- **1/2" [12,7 mm] drive air impact wrench**  
-Rubber bumpers to protect tool and work piece  
-Ergonomic cushion grip handle  
-One handed forward and revers mechanism  
-Free speed: 7,000 rpm  
-6 bar maximum working pressure
- **Metal blow inflating pistol**  
-Tyres inflation  
-Football inflaion  
-Beach toys inflation  
-Blow cleaning

Item	Cod.	EAN Code
<b>Kit 49 pcs</b>	1126002499	8020119137215



- **3/8" [9,53 mm] drive air ratche**  
-3/8" [9,53 mm] square drive  
-Free speed: 160 rpm  
-6 bar maximum working pressur
- **1/2" [12,7 mm] drive air impact wrench**  
-Rubber bumpers to protect tool and work piece  
-Ergonomic cushion grip handle  
-One handed forward and revers mechanism  
-Free speed: 7,000 rpm  
-6 bar maximum working pressure
- **150 mm air hammer**  
-4,500 blows per min  
-6 bar maximum working pressure  
-cushion grip handle
- **Metal blow inflating pistol**  
-Tyres inflation  
-Football inflaion  
-Beach toys inflation  
-Blow cleaning




Item	Cod.	EAN Code	Pz.
<b>Set of 8 screwing bits*</b>	1126002281	8020119103043	8

\* With chrome-vanadium 1/2" sockets wrenches (8, 10, 11, 12, 13, 17, 19, 21 mm)






Item		Blister	EAN Code	Pz.
<b>4 chisels kit*</b>			1126002282 8020119103050	4
* Chisels cylindrical connection steel				




Item		Blister	EAN Code	Pz.
<b>Pneumatic hammer retaining spring</b>			1126002283 8020119103067	1




Item		Blister	EAN Code	Pz.
<b>3 disks for angle sander/grinder</b>			1126002284 8020119103074	3




Item	mm	Blister	EAN Code	Pz.
<b>Staples</b>	15 mm		1126002285 8020119103081	1.000
	20 mm		1126002286 8020119103098	1.000
	25 mm		1126002287 8020119103104	1.000
	30 mm		1126002288 8020119103111	1.000




Item	mm	Blister	EAN Code	Pz.
<b>Nails</b>	15 mm		1126002289 8020119103128	1.000
	20 mm		1126002290 8020119103135	1.000
	25 mm		1126002291 8020119103142	1.000
	30 mm		1126002292 8020119103159	1.000



Item	Inlets	Outlets	bar	psi		EAN Code
<b>Direct lubricator for pneumatic tools</b>	1/4"F	1/4"F	8×12	116×174	1126002070	8020119103166



Item	Inlets	Outlets	bar	psi		EAN Code
<b>Pneumatic tools lubricator</b>	1/4"M	1/4"F	8×12	116×174	1126002069	8020119103173



Item	cod.	EAN Code
<b>1 Lt Oil for pneumatic tools</b>	1126000796	8020119103180














Item	cod.	EAN Code
<b>2 Lt Oil for compressors</b>	1126000797	8020119103197










Item	Type	Blister	EAN Code	Pz.
	<b>"Y" joint (FFF)</b>	FFF		
		<b>240/1</b>	1/8"	1126002293 8020119103203 1
		<b>240/2</b>	1/4"	1126002294 8020119103210 1
		<b>240/3</b>	3/8"	1126002295 8020119103227 1
	<b>"Y" joint (FMF)</b>	FMF		
		<b>245/1</b>	1/8"	1126002296 8020119103234 1
		<b>245/2</b>	1/4"	1126002109 8020119102374 1
		<b>245/3</b>	3/8"	1126002297 8020119103241 1
	<b>Cross joint (FFFF)</b>	FFFF		
		<b>250/1</b>	1/8"	1126002298 8020119103258 1
		<b>250/2</b>	1/4"	1126002299 8020119103265 1
		<b>250/3</b>	3/8"	1126002300 8020119103272 1
	<b>Cross joint (MFFF)</b>	MFFF		
		<b>253/1</b>	1/8"	1126002302 8020119103296 1
		<b>253/2</b>	1/4"	1126002303 8020119103302 1
		<b>253/3</b>	3/8"	1126002304 8020119103319 1
	<b>"T" joint (FMF)</b>	FMF		
		<b>255/1</b>	1/8"	1126002306 8020119103333 1
		<b>255/2</b>	1/4"	1126002110 8020119103340 1
		<b>255/3</b>	3/8"	1126002307 8020119103357 1
	<b>"T" joint (FFF)</b>	FFF		
		<b>258/1</b>	1/8"	1126002309 8020119103371 1
		<b>258/2</b>	1/4"	1126002111 8020119103388 1
		<b>258/3</b>	3/8"	1126002310 8020119103395 1
	<b>"T" joint (FFF)</b>	FFF		
		<b>258/4</b>	1/2"	1126002311 8020119103401 1
		<b>258/1</b>	1/8"	1126002309 8020119103371 1
		<b>258/2</b>	1/4"	1126002111 8020119103388 1
	<b>"L" joint (FF)</b>	FF		
		<b>260/1</b>	1/8"	1126002312 8020119103418 1
		<b>260/2</b>	1/4"	1126002112 8020119103425 1
		<b>260/3</b>	3/8"	1126002313 8020119103432 1
	<b>"L" joint (FM)</b>	FM		
		<b>265/1</b>	1/8"	1126002314 8020119103456 1
		<b>265/2</b>	1/4"	1126002113 8020119103463 1
		<b>265/3</b>	3/8"	1120009332 8020119103470 1
	<b>"L" joint (MM)</b>	MM		
		<b>266/1</b>	1/8"	1126002316 8020119103494 1
		<b>266/2</b>	1/4"	1126002488 8020119103500 1
		<b>266/3</b>	3/8"	1126002317 8020119137086 1
	<b>Cylindrical thread reducer (M - F)</b>	M F		
		<b>270/1</b>	1/4" 1/8"	1126002319 8020119103531 1
		<b>270/2</b>	3/8" 1/8"	1126002320 8020119103548 1
		<b>270/3</b>	3/8" 1/4"	1126002117 8020119102398 1
		<b>270/4</b>	1/2" 1/8"	1126002115 8020119103555 1
		<b>270/5</b>	1/2" 1/4"	1126002114 8020119102381 1
		<b>270/6</b>	1/2" 3/8"	1126002116 8020119103562 1
		<b>270/7</b>	3/4" 1/4"	1126002321 8020119103579 1
		<b>270/8</b>	3/4" 3/8"	1126002322 8020119103586 1
<b>270/9</b>	3/4" 1/2"	1126002323 8020119103593 1		

Item	Type	Blister		EAN Code	Pz.		
		M	F				
	<b>Cylindrical thread reducer (M - F)</b>						
		<b>275/1</b>	1/8"	1/8"	1126002324	8020119103609	1
		<b>275/2</b>	1/8"	1/4"	1126002325	8020119103616	1
		<b>275/3</b>	1/8"	3/8"	1126002489	8020119137093	1
		<b>275/4</b>	1/8"	1/2"	1126002326	8020119103630	1
		<b>275/5</b>	1/4"	1/4"	1126002118	8020119103654	1
		<b>275/6</b>	1/4"	3/8"	1126002119	8020119103661	1
		<b>275/7</b>	1/4"	1/2"	1126002327	8020119103678	1
		<b>275/8</b>	3/8"	3/8"	1126002328	8020119103685	1
		<b>275/9</b>	3/8"	1/2"	1126002329	8020119103692	1
		<b>275/10</b>	3/8"	3/4"	1126002330	8020119103708	1
		<b>275/11</b>	1/2"	1/2"	1126002331	8020119103715	1
		<b>275/12</b>	1/2"	3/4"	1126002332	8020119103722	1
<b>275/13</b>	3/4"	3/4"	1126002333	8020119103739	1		
	<b>Cylindrical thread connector (F - F)</b>						
		<b>280/1</b>	1/8"	1/8"	1126002334	8020119103746	1
		<b>280/5</b>	1/4"	1/4"	1126002120	8020119103753	1
		<b>280/8</b>	3/8"	3/8"	1126002335	8020119103760	1
	<b>Cylindrical thread nipple (M - M)</b>						
		<b>290/1</b>	1/8"	1/8"	6842901818	8020119137116	1
		<b>290/2</b>	1/8"	1/4"	1126002336	8020119103791	1
		<b>290/3</b>	1/8"	3/8"	1126002337	8020119103807	1
		<b>290/4</b>	1/8"	1/2"	1126002338	8020119103814	1
		<b>290/5</b>	1/4"	1/4"	1126002121	8020119102404	1
		<b>290/6</b>	1/4"	3/8"	1126002122	8020119103821	1
		<b>290/7</b>	1/4"	1/2"	1126002339	8020119103838	1
		<b>290/8</b>	3/8"	3/8"	1126002123	8020119103845	1
		<b>290/9</b>	3/8"	1/2"	1126002340	8020119103852	1
		<b>290/10</b>	1/2"	1/2"	1126002341	8020119103869	1
<b>290/11</b>	3/4"	3/4"	1126002342	8020119103876	1		
	<b>Cylindrical thread plug (M)</b>						
		<b>295/1</b>	1/8"		1126002343	8020119103883	1
		<b>295/2</b>	1/4"		1126002344	8020119103890	1
		<b>295/3</b>	3/8"		1126002345	8020119103906	1
		<b>295/4</b>	1/2"		1126002346	8020119103913	1
		<b>295/5</b>	3/4"		1126002347	8020119103920	1
		<b>295/6</b>	1"		1126002348	8020119103937	1
<b>295/7</b>	1" 1/4"		1126002349	8020119103944	1		
	<b>Milled nut (F)</b>						
		<b>340/1</b>	1/4"		1126002124	8020119102411	1
<b>340/2</b>	3/8"		1126002125	8020119102428	1		
	<b>"T" joint with milled nuts (M)</b>						
		<b>345</b>	1/4"		1126002126	8020119102435	1
	<b>Linear joint with milled nuts (M)</b>						
		<b>350</b>	1/4"		1126002127	8020119102442	1
	<b>Joint with milled nut (M)</b>						
		<b>360/1</b>	1/4"		1126002128	8020119102459	1
<b>360/2</b>	3/8"		1126002350	8020119103951	1		



Item	Type	Ø mm	Ø ins	Blister	EAN Code	Pz.
	M					
	<b>370/1</b>	1/4"	6	0,24"	1126002135 8020119102473	1
	<b>370/2</b>	1/4"	8	0,31"	1126002351 8020119103968	1
	<b>370/3</b>	1/4"	10	0,39"	1126002352 8020119103975	1
	<b>370/4</b>	1/4"	12	0,47"	1126002353 8020119103982	1
	<b>370/6</b>	3/8"	8	0,31"	1126002136 8020119103999	1
	<b>370/7</b>	3/8"	10	0,39"	1126002354 8020119104002	1
	<b>370/8</b>	3/8"	12	0,47"	1126002355 8020119104019	1
	F					
	<b>380/1</b>	1/4"	6x14	0,24"x0,55"	1126002137 8020119102480	2
	<b>380/2</b>	1/4"	8x17	0,31"x0,67"	1126002356 8020119104026	2
	<b>380/3</b>	3/8"	6x14	0,24"x0,55"	1126002357 8020119104033	2
	M					
	<b>502/1</b>	1/4"	6x4	0,24"x0,55"	1126002359 8020119104057	2
	<b>502/2</b>	1/4"	8x5	0,31"x0,2"	1126002360 8020119104064	2
	<b>502/3</b>	1/4"	8x6	0,31"x0,24"	1126002361 8020119104071	2
	<b>502/4</b>	1/4"	10x6,5	0,39"x0,25"	1126002362 8020119104088	2
	<b>502/5</b>	1/4"	10x8	0,39"x0,31"	1126002363 8020119104095	2
	<b>502/6</b>	1/4"	12x8	0,48"x0,31"	1126002364 8020119104101	2
	<b>502/7</b>	3/8"	10x8	0,39"x0,31"	1126002365 8020119104118	2
	M					
	<b>503/1</b>	1/4"	8x6	0,31"x0,24"	1126002367 8020119104132	2
	<b>503/2</b>	1/4"	10x8	0,39"x0,31"	1126002368 8020119104149	2
	<b>503/3</b>	3/8"	10x8	0,39"x0,31"	1126002369 8020119104156	2
	M					
	<b>504/1</b>		8x6	0,31"x0,24"	1126002371 8020119104170	2
	<b>504/2</b>		10x8	0,39"x0,31"	1126002372 8020119104187	2
<b>504/3</b>		12x10	0,48"x0,39"	1126002373 8020119104194	2	
	M					
	<b>505/1</b>		8x6	0,31"x0,24"	1126002065 8020119102695	2
	<b>505/2</b>		10x8	0,39"x0,31"	1126002492 8020119137123	2
<b>505/3</b>		12x10	0,48"x0,39"	1126002493 8020119137130	2	
	M					
	<b>365/1</b>		6	0,24"	1126002133 8020119102466	1
<b>365/2</b>		8	0,31"	1126002134 8020119104231	1	
	F					
	<b>385/1</b>		6x14	0,24"	1126002138 8020119102497	1
<b>385/2</b>		8x17	0,31"	1126002374 8020119104248	1	
	M					
	<b>390/1</b>	1/4"			1126002139 8020119102503	1
<b>390/2</b>	3/8"			1126002375 8020119104255	1	
	F					
	<b>395/1</b>	1/4"			1126002140 8020119102510	1
<b>395/2</b>	3/8"			1126002376 8020119102466	1	
	M					
<b>396</b>				1126002141 8020119102527	10	

Item	Type	Ø mm	Ø ins	Blister	EAN Code	Pz.
	<b>ASK universal snap coupling with joint tail fitting for PVC and Polyurethane hose</b>	<b>466/1</b> UNIV.	6	0,24"	1126002377	8020119104279 1
		<b>466/2</b> UNIV.	8	0,31"	1126002494	8020119137147 1
	<b>ASK universal snap coupling with spring for Rilsan hose</b>	<b>467/1</b> UNIV.	8x6	0,31"x0,24"	1126002378	8020119104293 1
		<b>467/2</b> UNIV.	10x8	0,39"x0,31"	1126002379	8020119104309 1
		<b>467/3</b> UNIV.	12x10	0,47"x0,39"	1126002380	8020119104316 1
	<b>ASK universal snap coupling with rubber hose sleeve</b>	<b>468/1</b> UNIV.	6x14	0,24"x0,55"	1126002381	8020119104323 1
		<b>468/2</b> UNIV.	8x17	0,31"x0,67"	1126002382	8020119104330 1
	<b>ASK universal snap coupling with female threaded joint</b>		F			
		<b>469/1</b> UNIV.	1/4"		1126002162	8020119104347 1
		<b>469/2</b> UNIV.	3/8"		1126002383	8020119104354 1
	<b>469/3</b> UNIV.	1/2"		1126002384	8020119104361 1	
	<b>ASK universal snap coupling with male threaded joint</b>		M			
		<b>470/1</b> UNIV.	1/4"		1126002163	8020119104378 1
		<b>470/2</b> UNIV.	3/8"		1126002385	8020119104385 1
	<b>470/3</b> UNIV.	1/2"		1126002386	8020119104392 1	
	<b>Universal snap coupling with joint tail fitting for PVC and Polyurethane hose</b>	<b>456/1</b> UNIV.	6	0,24"	1126002156	8020119102602 1
		<b>456/2</b> UNIV.	8	0,31"	1126002157	8020119102619 1
		<b>456/3</b> UNIV.	10	0,39"	1126002387	8020119105429 1
	<b>Universal snap coupling with spring for Rilsan hose</b>	<b>457/1</b> UNIV.	8x6	0,31"x0,24"	1126002062	8020119102626 1
		<b>457/2</b> UNIV.	10x8	0,39"x0,31"	1126002388	8020119104408 1
		<b>457/8</b> UNIV.	12x10	0,47"x0,39"	1126002389	8020119104415 1
	<b>Universal snap coupling with rubber hose sleeve</b>	<b>458/1</b> UNIV.	6x14	0,24"x0,55"	1126002063	8020119102633 1
		<b>458/2</b> UNIV.	8x17	0,31"x0,67"	1126002390	8020119104422 1
	<b>Universal snap coupling with female threaded joint</b>		F			
		<b>459/1</b> UNIV.	1/4"		1126002158	8020119102640 1
		<b>459/2</b> UNIV.	3/8"		1126002159	8020119102657 1
	<b>459/3</b> UNIV.	1/2"		1126002391	8020119104439 1	
	<b>Universal snap coupling with male threaded joint</b>		M			
		<b>460/1</b> UNIV.	1/4"		1126002160	8020119102664 1
		<b>460/2</b> UNIV.	3/8"		1126002161	8020119102671 1
	<b>460/3</b> UNIV.	1/2"		1126002392	8020119104446 1	
	<b>Snap coupling with milled nut</b>	<b>444/1</b>	I		1126002393	8020119104453 1
		<b>444/2</b>	D		1126002142	8020119102534 1

Item	Type	Ø mm	Ø ins	Blister	EAN Code	Pz.
	<b>445/1</b> I	6	0,24"	1126002142	8020119104460	1
	<b>445/2</b> D	6	0,24"	1126002143	8020119104477	1
	<b>445/3</b> I	8	0,31"	1126002394	8020119104484	1
	<b>445/4</b> D	8	0,31"	1126002144	8020119104491	1
	<b>446/1</b> I			1126002145	8020119104507	1
	<b>446/2</b> D			1126002146	8020119102541	1
	<b>447/1</b> I	8x6	0,31"x0,24"	1126002061	8020119102558	1
	<b>447/2</b> I	10x8	0,39"x0,31"	1126002395	8020119104514	1
	<b>447/5</b> I	12x10	0,47"x0,39"	1126002396	8020119104521	1
	<b>448/1</b> I	6x14	0,24"x0,55"	1126002147	8020119102565	1
	<b>448/2</b> I	8x17	0,31"x0,67"	1126002397	8020119104538	1
			F			
	<b>449/1</b> I	1/4"		1126002148	8020119104545	1
	<b>449/2</b> D	1/4"		1126002149	8020119102572	1
	<b>449/6</b> I	3/8"		1126002150	8020119104552	1
			M			
	<b>450/1</b> I	1/4"		1126002152	8020119104576	1
	<b>450/2</b> D	1/4"		1126002153	8020119102589	1
	<b>450/6</b> I	3/8"		1126002154	8020119104583	1
	<b>450/7</b> D	3/8"		1126002155	8020119102596	1
	<b>460 /14</b>			1126002064	8020119104590	1
	<b>480/1</b> I	6x14	0,24"x0,55"	1126002398	8020119104606	1
	<b>480/2</b> I	8x17	0,31"x0,67"	1126002399	8020119104613	1
			M			
	<b>482/1</b>	1/4"		1126002400	8020119104620	1
<b>482/2</b>	3/8"		1126002401	8020119104637	1	



Item	Type	Ø mm	Ø ins	Blister	EAN Code	Pz.
"O" clip	<b>361/0</b>	13x15	0,51"x0,59"	1126002131	8020119104644	4
	<b>361/1</b>	17x20	0,66"x0,78"	1126002132	8020119104651	4
	<b>361/2</b>	11x15	0,43"x0,59"	1126002495	8020119137178	4



Item	Blister	EAN Code	Pz.
<b>6 Hose clamps 11-13/12-14/13-15</b>	1126002129	8020119104675	6



Item	Blister	EAN Code	Pz.
<b>4 Hose clamps</b>	1126002130	8020119104682	4





Item	Blister	EAN Code	Pz.
<b>Teflon tape</b>	1126002107	8020119104699	1






Item	Blister	EAN Code	Pz.
<b>Adhesive sealant for fittings</b>	1126002402	8020119104705	1





Item	Type		EAN Code	Pz.	bar	psi	
 <p><b>Drain valve (M) unremovable plug (art. 490 only)</b></p>	M						
	<b>490</b>	1/4"	1126002403	8020119104712	1	-	-
	<b>490/1</b>	1/4"	1126002164	8020119104729	1	-	-
	<b>490/2</b>	3/8"	1126002165	8020119104736	1	-	-
 <p><b>Line valve (FF) - unremovable plug (art. 490 only)</b></p>	FF						
	<b>491/1</b>	1/4"	1126002404	8020119104743	1	-	-
	<b>491/2</b>	3/8"	1126002405	8020119104750	1	-	-
 <p><b>Line valve with P.T.F.E. sealing ring (FM)</b></p>	FM						
	<b>492/1</b>	1/4"	1126002406	8020119104767	1	-	-
	<b>492/2</b>	3/8"	1126002407	8020119104774	1	-	-
 <p><b>Line ball valve (FF)</b></p>	FF						
	<b>495/1</b>	1/4"	1126002408	8020119104781	1	-	-
	<b>495/2</b>	3/8"	1126002409	8020119104798	1	-	-
	<b>495/3</b>	1/2"	1126002410	8020119104804	1	-	-
	<b>495/4</b>	3/4"	1126002411	8020119104811	1	-	-
 <p><b>Line valve with milled nut (M)</b></p>	M						
	<b>499/1</b>	1/8"	1126002412	8020119104828	1	-	-
	<b>499/2</b>	1/4"	1126002166	8020119102688	1	-	-
	<b>499/3</b>	3/8"	1126002167	8020119104835	1	-	-
 <p><b>Pre-set safety valve sealed by means of a plastic cap (M)</b></p>	M						
	<b>570/1</b>	1/4"	1126002168	8020119104842	1	8,5	123
	<b>570/2</b>	1/4"	1126002413	8020119104859	1	10,5	152
	<b>570/3</b>	3/8"	1126002414	8020119104866	1	12	174



Item	Type	Phases	Inlets	 Blister	EAN Code	Pz.
	<b>Pressure switch with built-in Start valve</b>					
	<b>871/1</b>	1	4x1/4"F	1126002068	8020119102725	1







Item	Type	l/min	C.F.M.	m <sup>3</sup> /h	Inlets	Outlets	bar	psi	 Blister	EAN Code	Pz.
	<b>Pressure regulator with gauge and line valve</b>										
	<b>970</b>	180	6.4	10,8	1/4"F	UNIV	0×12	0×174	1126002105	8020119102916	1



	<b>Pressure regulator</b>										
	<b>980</b>	180	6.4	10,8	1/4"F	1/8"F+1/4"F			1126002415	8020119104873	1


	<b>Pressure regulator with pressure gauge and 2 line valves bayonet joint</b>										
	<b>950/1</b>	180	6.4	10,8	3/8"M	2xUNIV	0×12	0×174	1126002104	8020119102909	1




	<b>Filter with semi-automatic condensate drainage unit. (20 micron filtration level)</b>										
	<b>919/11</b>				1/4"F	1/4"F			1126002102	8020119104880	1





Item	Type	Oil capacity	Inlets	Outlets	 Blister	EAN Code	Pz.
	<b>Oil atomiser</b>						
	<b>929/11</b>	42 c.c.	1/4"F	1/4"F	1126002103	8020119104897	1

Item	Type	bar	psi		EAN Code	Pz.
 <b>Ø 63 gauge with lower joint (M)</b>	M 740 1/4"	0×20	0×290	1126002416	8020119104903	1
 <b>Ø 63 gauge with rear joint (M)</b>	M 750 1/4"	0×20	0×290	1126002417	8020119104910	1
 <b>Ø 63 gauge with rear joint (M)</b>	M 760 1/4"	0×20	0×290	1126002418	8020119104927	1
 <b>Ø 50 gauge with rear joint (M)</b>	M 780 1/4"	0×16	0×232	1126002066	8020119102701	1
 <b>Ø 40 gauge with rear joint (M)</b>	M 790 1/8"	0×12	0×174	1126002067	8020119102718	1

Item	Type	Ø mm	Ø ins	L m.	L feet	bar	psi		EAN Code	Pz.
 <b>Recoil hose complete with bayonet or universal joints</b>	<b>1140/2000</b> UNIV	6x8	0,24"x0,31"	5	16.5	29	420	1126002078	8020119102329	1
	<b>1140/36</b> UNIV	6x8	0,24"x0,31"	10	33	29	420	1126002076	8020119102787	1
	<b>1140/38</b> UNIV	6x8	0,24"x0,31"	20	66	29	420	1126002077	8020119102312	1
	<b>1140/5</b> Bayonet	6x8	0,24"x0,31"	5	16.5	29	420	1126002073	8020119102763	1
	<b>1140/10</b> Bayonet	6x8	0,24"x0,31"	10	33	29	420	1126002074	8020119102770	1
	<b>1140/20</b> Bayonet	6x8	0,24"x0,31"	20	66	29	420	1126002075	8020119105009	1

Item	Type	Cod.	EAN Code	Ø mm	Ø ins	F	L m.	L feet	bar	psi
 <b>Enclosed "Compact" hose reel</b>	<b>2253/1</b>	1126002419	8020119105016	6x10	0,24"x0,39	1/4"	10	33	12	174
 <b>Automatic hose reel</b>	<b>2253/2</b>	1126002420	8020119105023	8x12	0,31"x0,47	1/4"	10	33	12	174

Item	Type	Cod.	EAN Code	Ø mm	σ ins	bar	psi
	<b>Wired PVC hose in skeins of 10/20 mt. complete with 2F 1/A"</b>	<b>1131/1</b> mt. 10	1126002421	8020119105030	8x13	0,31"x0,51"	20 290
		<b>1131/2</b> mt. 20	1126002422	8020119105047	10x17	0,39"x0,66"	20 290
	<b>Wired PVC hose in skeins of 7,5/10/20 mt. complete with universal couplings</b>	<b>1131/5</b> mt. 7,5	1126002423	8020119105054	6x11	0,24"x0,43"	20 290
		<b>1131/3</b> mt. 10	1126002071	8020119102749	8x13	0,31"x0,47"	20 290
		<b>1131/4</b> mt. 20	1126002072	8020119102756	8x13	0,31"x0,47"	20 290
	<b>Wired PVC hose in skeins of 20 mt. complete with universal couplings</b>	<b>1131/6</b> mt. 20	1126002424	8020119105061	10x17	0,39"x0,66"	20 290



Item	Type		EAN Code	Pz.
	<b>Blowing pistol</b>			
	<b>1150/1</b>	1126002079	8020119102336	1
	<b>Plastic curved nozzle professional blowing pistol</b>			
	<b>1151</b>	1126002080	8020119102794	1
	<b>Long nozzle blowing pistol</b>			
	<b>1160</b>	1126002081	8020119102800	1



Item	Type	bar	psi	Blister	EAN Code	Pz.	
 <p><b>Sandblasting pistol with deep tube</b></p>	<b>1540</b>	8×12	116×174	1126002089	8020119102848	1	
							
				<b>Cod. spare part</b>	<b>EAN Code</b>	<b>ø</b>	<b>Pz.</b>
				1126002496	8020119137185	6	1
 <p><b>Pressure gauge</b></p>	<b>1170/2</b>	0×12	0×174	1126002082	8020119102817	1	
 <p><b>Inflating pistol with double scale pressure gauge</b></p>	<b>1180/1</b>	0×12	0×174	1126002083	8020119102343	1	
 <p><b>Inflating pistol with "CE" pressure gauge</b></p>	<b>1186</b>	0×12	0×174	1126002425	8020119105085	1	
 <p><b>Inflating nozzle for car tyres</b></p>	<b>1110</b>			1126002106	8020119102732	1	
 <p><b>Inflating nozzle kit including:</b> inflating nozzle for bicycle tyres, inflating nozzle for footballs, blowing / inflating nozzle for dinghys.</p>	<b>1189</b>			1126002108	8020119102824	3	
 <p><b>Kit of 3 accessory (5-m hose + inflating pistol + set of nozzle)</b></p>	<b>1870</b>	0×12	0×174	1126002100	8020119102893	5	

Item	Type	Cod.	EAN Code	Pz.
	<p><b>Air Kit in carton box:</b>  <b>inflating pistol with pressure gauge,</b>  <b>spiral hose 5 m, inflating nozzle for bicycle tyres,</b>  <b>inflating nozzle for footballs, blowing / inflating</b>  <b>nozzle for dinghys</b></p>	<b>1870/U</b>	1126002099	8020119105115 5
	<p><b>Air Kit in carton box:</b>  <b>inflating pistol with pressure gauge</b>  <b>France approved, spiral hose 5 m, inflating</b>  <b>nozzle for bicycle tyres, inflating nozzle for</b>  <b>footballs, blowing / inflating nozzle for dinghys</b></p>	<b>1870/8</b>	1126002426	8020119105122 5
	<p><b>Air Kit in carton box:</b>  <b>inflating pistol with pressure gauge,</b>  <b>spiral hose 5 m, blow pistol</b></p>	<b>1870/1</b>	1126002427	8020119105139 3
	<p><b>Air/water pistol</b></p>	<b>1460/1</b>	1126002087	8020119102831 1
	<p><b>Washing pistol</b></p>	<b>1450</b>	1126002086	8020119102350 1



Item	Type	 Blister	EAN Code	Pz.
				
<b>Sand-blasting pistol with 2.2 lb. suction cup</b>	<b>1540</b>	1126002088	8020119105153	1









				
<b>Anti-noise treatment spray pistols</b>	<b>1550/1</b>	1126002428	8020119105160	
	<b>1551/1</b>	1126002429	8020119105177	






				
<b>Anti-noise pistol with can (black)</b>	<b>1550</b>	1126002430	8020119105184	2

				
<b>Acoustic insulator spray cartridge (black)</b>	<b>1551</b>	1126002431	8020119105191	1

Item	Type	 Blister	EAN Code	Ø nozzle
	<b>1810</b>	1126002432	8020119105207	1
<b>Mini gravity feed paint spray pistol with 120 cm<sup>3</sup> paint cup:</b> Air flow adjustment, paint flow adjustment, round and fan pattern spray				
	<b>Cod. spare part</b>	<b>EAN Code</b>	<b>Ø nozzle</b>	<b>Pz.</b>
	1126002433	8020119105214	1	3



Item	Type		EAN Code	Ø nozzle		
 <p><b>Spray pistol with bayonet lock suction cup:</b> Air flow adjustment, paint flow adjustment, cup capacity: 2.2 lb., round and fan pattern spray</p>			<b>Cod. spare part</b>	<b>EAN Code</b>	<b>Ø nozzle</b>	<b>Pz.</b>
			1120009326	8020119105221	1,2	1
			1126002093	8020119102862	1,5	1
			1126002094	8020119105238	1,8	1
			1126002095	8020119105245	2	1
			1126002096	8020119105252	2,5	1
<b>1850/2</b>	1126002091	8020119102367		1,5		
 <p><b>Spray pistol with clamp type suction cup:</b> Air flow adjustment, paint flow adjustment, cup capacity: 2.2 lb., round and fan pattern spray</p>			<b>Cod. spare part</b>	<b>EAN Code</b>	<b>Ø nozzle</b>	<b>Pz.</b>
			1120009326	8020119105221	1,2	1
			1126002093	8020119102862	1,5	1
			1126002094	8020119105238	1,8	1
			1126002095	8020119105245	2	1
			1126002096	8020119105252	2,5	1
<b>1851/2</b>	1126002092	8020119102855		1,5		
 <p><b>Spray pistol with gravity cup:</b> Air flow adjustment, paint flow adjustment, cup capacity: 1.1 lb., round and fan pattern spray</p>			<b>Cod. spare part</b>	<b>EAN Code</b>	<b>Ø nozzle</b>	<b>Pz.</b>
			1120009326	8020119105221	1,2	1
			1126002093	8020119102862	1,5	1
			1126002094	8020119105238	1,8	1
			1126002095	8020119105245	2	1
			1126002096	8020119105252	2,5	1
<b>1852/2</b>	1126002097	8020119102879		1,5		
 <p><b>Professional spray pistol with clamp type suction cup:</b> Air flow adjustment, paint flow adjustment, cup capacity: 2.2 lb., round and fan pattern spray</p>			<b>Cod. spare part</b>	<b>EAN Code</b>	<b>Ø nozzle</b>	<b>Pz.</b>
			1126002435	8020119105276	1,8	3
			<b>1855/2</b>	1126002434	8020119105276	
 <p><b>Spray pistol with gravity cup:</b> Air flow adjustment, paint flow adjustment, cup capacity: 1.1 lb., round and fan pattern spray</p>			<b>Cod. spare part</b>	<b>EAN Code</b>	<b>Ø nozzle</b>	<b>Pz.</b>
			1126002437	8020119105436	1,8	3
			<b>1856/2</b>	1126002436	8020119105290	

Item	Type	Blister 	EAN Code	ø nozzle						
	<b>Air brush pistol with hose</b>									
	<b>620</b>	1126002090	8020119105320	-						
	<b>2 cups for paint air brush</b>									
	<b>620/1</b>	1126002438	8020119105337	-						
	<b>Twin filter respirator, just for painting*</b>									
										
			<table border="1"> <thead> <tr> <th data-bbox="1139 1025 1254 1084">Cod. spare part</th> <th data-bbox="1331 1039 1445 1061">EAN Code</th> <th data-bbox="1485 1039 1517 1061">Pz.</th> </tr> </thead> <tbody> <tr> <td data-bbox="1139 1106 1254 1128">1126002085</td> <td data-bbox="1307 1106 1469 1128">8020119105344</td> <td data-bbox="1493 1106 1509 1128">2</td> </tr> </tbody> </table>	Cod. spare part	EAN Code	Pz.	1126002085	8020119105344	2	
Cod. spare part	EAN Code	Pz.								
1126002085	8020119105344	2								
	<b>290</b>	1126002084	8020119105351	-						

\* Protection rating A1 pursuant to standard EN141





Display layout example

Type	Cod.	EAN Code
Complete gondola	1120008157	8020119105368
<b>Complete gondola in composed of</b>		<b>Cod.</b>
Empty gondola		1126000849
Kit of 3 accessories		1126002100
Recoil hose complete with universal couplings 10 mt		1126002076
Spray pistol with bayonet lock suction cup		1126002091
Spray pistol with gravity cup		1126002097
Sand-blasting pistol with suction cup		1126002089
Professional blowing pistol		1126002080
Inflation pistol with double scale pressure gauge		1126002083
Air/water pistol		1126002087
Blowing pistol		1126002079
Pressure regulator with gauge and line valve		1126002105
Pressure gauge		1126002082
Long nozzle blowing pistol		1126002081
Universal snap coupling with male threaded joint		1126002160
Snap coupling with female threaded joint		1126002149
Universal snap coupling with female threaded		1126002158
Snap coupling with male threaded joint		1126002153
Snap coupling with milled nut		1126002142
Snap coupling with bayonet joint		1126002146
Inflating nozzle		1126002106
Inflating nozzle kit including		1126002108
Kit 8 pcs.		1120009327



AEG is a registered trademark  
used under licence from AB Electrolux (publ.)  
License used by Techtronic Industries Group  
Distributed by Fiac SpA  
40037 Bologna - Italy  
Phone (+39) 0516786811  
Fax (+39) 051845261  
aeg@fiac.it - www.fiac.it