

1x1 WALL SPLIT MUPR-H14X Series



- High energy efficiency with a SEER up to 9.5!
- Built-in presence sensor to save energy
- Humidity control (between 35% and 85%)
- Multifunction module included (ON/OFF port and central control)
- Save installation and maintenance time!
- Disassemble the indoor unit in less than 1 minute
- At the same time it takes care of people's health thanks to the air purification function by **Ionizer**



Gas
R32
More
Eco-friendly

SEER
A+++
of up to
9.5

SCOP
A++



RG10L5(G2HS)/BGEF
Included
(CL09110)

DESIGNED BY AND
FOR THE INSTALLER
*You've never seen anything
like that*



OPTIONALS

Wired control with WIFI



KJR-120N(X4W)/BGEF
(CL09211)



KJR-120P(X6W)/EF
(Black)
(CL09214)



KJR-120P(X6W)/EF
(White)
(CL09216)

Centralized controller



CCM180A/WS
(CL09300)



CCM30/BKE
(CL92871)

BMS



MD-AC-MBS
(CL99097 /
CL99114 - 116)



MD-AC-KNX
(CL94792 /
CL99094 - 095)



INBACMID
(CL99222 / CL99210)

Accessories



JC-02
(CL94724)



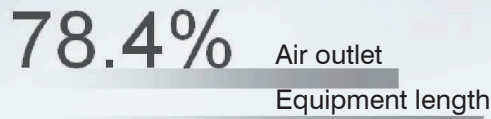
M-CHECK
(CL09410)

⁽¹⁾SCOP A++ in medium climate zone, except model 24, see specification table.

MUPR-H14X Series WALL SPLIT



MORE AIR, MORE EFFICIENT... FRESHER, PURER




MORE EFFICIENCY


Thanks to the front position of the electrical panel, the air inlet and outlet space is increased, thus the H14X series provides a superior performance.

FRESH AIR (ION)

It incorporates an ionizer to generate OH(-) and thus purify the air by deactivating bacteria, viruses and other pathogens, providing a very pleasant feeling of freshness.



MINIMIZES THE MOST COMMON JOBS



Air filter held in place with magnets
Front electrical panel

Easy disassembly of components:
Turbine, fan motor, condensate tray

Disassembly tabs

Only 1 screw on each tab

SERIE H14X vs OTHERS

41% Faster installation

86% Faster maintenance

76% Faster PCB replacement

PRESENCE SENSOR



After 30 minutes of no activity in the room, the unit automatically reduces the operating frequency to save energy.



When activity is detected again in the room, the unit resumes the initial operation.

MUPR-H14X Series WALL SPLIT



■ IT FACILITATES ALL WORK

INDOOR UNIT INSTALLATION

1 693 sec
Conventional
Indoor Unit = **1.7** TIMES FASTER
407 sec
H14X Series



Position adjustment



Difficult electrical connection




Small connection space



Large distance from the wall

PCB REPLACEMENT

1 Conventional
Indoor Unit = **13.6** TIMES FASTER
H14X Series



Disassembly 1172sec | Assembly 1543sec



Disassembly 72sec | Assembly 1263sec

DISASSEMBLY OF THE FAN MOTOR

1 1057 sec
Conventional
Indoor Unit = **14.7** TIMES FASTER
72 sec
H14X Series



Open the front panel



Remove the two screws



Remove the bottom panel



Open the electrical panel and disconnect the fan, louvers and ionizer motors



Open the rear tabs and remove the entire ventilation train, including the condensate tray


MUPR-H14X Series WALL SPLIT



■ EASY CONNECTION



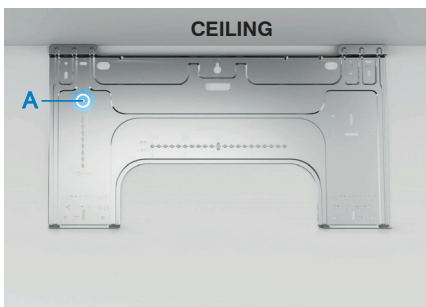
Wide **176 mm** space for the connection of the pipes




Easy-access front electrical panel, simply open the front panel. **Only 3 seconds**

■ EASY POSITIONING WITHOUT AUXILIARY TOOLS

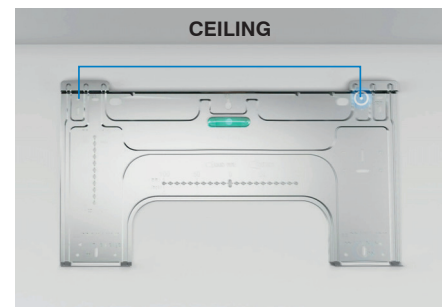
The mounting plate incorporates measuring range and spirit level. **Measure and mark the position of the equipment with only the mounting plate.**



1st STEP: Place the plate against the ceiling, mark point A according to the desired height



2nd STEP: Move the plate down until the fixation hole is on point A



3rd STEP: Locate the fixation point on the other side with the help of the spirit level

■ INSTALLATION FLEXIBILITY



Possibility to install at a distance of only **5 cm** from the ceiling

■ EASY TO CLEAN



It is not necessary to open the front panel to access the air filter. Thanks to 6 magnets in the filter, it can be disassembled and reassembled with a single smooth "click"


PREMIUM MULTIFUNCTION REMOTE CONTROL



LARGE BACKLIT DISPLAY

The RG10 remote control has a large display to show all the functions of the new equipment, for example:

- Fan speed adjustment from 1% to 100% in 1% increments.
- Functions: "Eye", "Breeze Away", "Sleep", "Follow me", "Clean", "Fresh", "Turbo", "LED", "Swing", "ECO", "Gear" and Timer.



MULTIPLE CONFIGURATIONS

It also allows the adjustment of different functions of the equipment.

Set the parameters as desired:

Function	Adjustment
Auto-restart function	Active/Inactive
Temperature Compensation	Adjust the value from 0 °C to 6 °C
Fan speed setting	Adjust fan speed as desired
Temperature range setting	Minimum cooling from 16 °C up to 24 °C; Maximum heating from 30 °C up to 25 °C


and much more!

SAVE TIME IN MAINTENANCE

Finally, the new remote control also allows you to check operating parameters.

Check the operating frequency or temperature of all sensors of the equipment easily through the indoor unit's display.

RG10L5(G2HS)/BGEF
(CL09110)



ENGINEERING MODE MANUAL

Download the engineering mode manual from this QR code and ... discover all the possibilities!

MUPR-H14X Series WALL SPLIT



TECHNICAL SPECIFICATIONS

Model		MUPR-09-H14X	MUPR-12-H14X	MUPR-18-H14X	MUPR-24-H14X		
Code		CL20060	CL20061	CL20062	CL20063		
EAN Code		8432953058319	8432953058326	8432953058333	8432953058340		
Cooling	Nominal capacity (min. ~ max.)	kW	2.72 (1.32 ~ 3.81)	3.52 (1.32 ~ 3.96)	5.28 (1.99 ~ 6.13)	7.03 (2.11 ~ 8.21)	
	Rated consumption (min. - max.)	kW	0.62 (0.13 - 1.20)	0.95 (0.13 - 1.25)	1.31 (0.16 - 1.78)	1.76 (0.42 - 3.20)	
	Pdesignc (design load)	kW	2.7	3.5	5.3	7.0	
	SEER	W/W	9.5	8.5	8.5	8.5	
	Energy labeling		A+++	A+++	A+++	A+++	
Annual electricity consumption		kWh/year	99	144	220	288	
Heating	Nominal capacity (min. ~ max.)	kW	3.13 (0.88 ~ 4.4)	3.96 (0.88 ~ 4.54)	5.57 (1.35 ~ 6.77)	7.33 (1.55 ~ 8.21)	
	Rated consumption (min. - max.)	kW	0.68 (0.12 - 1.40)	0.99 (0.12 - 1.45)	1.50 (0.23 - 1.69)	1.97 (0.30 - 3.10)	
	Average climate zone	Pdesignh (design load)	kW	2.5	2.6	4.3	5.0
		SCOP	W/W	4.6	4.6	4.6	4.2
		Energy labeling		A++	A++	A++	A+
	Warm climate zone	Annual electricity consumption	kWh/year	761	791	1400	1666
		Tbiv (bivalent temperature)	°C	-7	-7	-7	-7
		Pdesignh (design load)	kW	2.5	2.9	4.3	5.5
		SCOP	W/W	5.6	6.0	5.4	5.3
	Cold climate zone	Energy labeling		A+++	A+++	A+++	A+++
		Annual electricity consumption	kWh/year	625	677	1118	1453
		Tbiv (bivalent temperature)	°C	2	2	2	2
		Pdesignh (design load)	kW	2.5	2.6	4.3	5.0
	Cold climate zone	SCOP	W/W	3.8	3.8	3.6	3.3
		Energy labeling		A	A	A	B
Annual electricity consumption		kWh/year	1989	1989	3733	4645	
Tol (Limited operating temperature)	Tbiv (bivalent temperature)	°C	-10	-10	-10	-10	
	Tol (Limited operating temperature)	°C	-15	-15	-15	-15	
Dehumidification	Capacity	L/day	24	28.8	43.2	62.4	
Indoor unit	Model	MUPR-09-H14X-I	MUPR-12-H14X-I	MUPR-18-H14X-I	MUPR-24-H14X-I		
	EAN Code	8432953058531	8432953058548	8432953058555	8432953058562		
	Air flow rate (Turbo / High / Medium / Low)	m³/h	760 / 530 / 360 / 280	760 / 560 / 380 / 290	835 / 685 / 580 / 400	1540 / 1092 / 724 / 379	
	Sound pressure (High / Medium / Low / Silence) ⁽¹⁾	dB (A)	40 / 32 / 21.5 / 20.5	41 / 36 / 22 / 21	41 / 35 / 23 / 22	44.5 / 40 / 33 / 21	
	Sound power (High) ⁽¹⁾	dB (A)	55	55	59	64	
	Dimensions (W x H x D)	mm	795 x 295 x 225	795 x 295 x 225	965 x 319 x 239	1,140 x 370 x 275	
	Weight	kg	10.2	10.2	12.3	20	
Outdoor unit	Model	MUPR-09-H14X-E	MUPR-12-H14X-E	MUPR-18-H14X-E	MUPR-24-H14X-E		
	EAN Code	8432953058425	8432953058432	8432953058449	8432953058456		
	Air flow rate (max.)	m³/h	2150	2150	3500	3500	
	Sound pressure (High) ⁽¹⁾	dB (A)	55	55	56	58.5	
	Sound power (High) ⁽¹⁾	dB (A)	57	59	65	67	
	Dimensions (W x H x D) ⁽²⁾	mm	765 x 555 x 303	765 x 555 x 303	890 x 673 x 342	890 x 673 x 342	
Weight	kg	26.4	26.4	38.8	45.6		
Refrigerant	Type / GWP	R32 / 675					
	Load	kg	0.62	0.62	1.1	1.5	
	CO ₂ equivalence	TCO ₂ eq	0.42	0.42	0.74	1.01	
	Preload until	m	5	5	5	5	
Connection pipes	Additional load (from 5 m)	g / m	12	12	12	24	
	Liquid	inch	1/4"	1/4"	1/4"	3/8"	
	Gas	inch	3/8"	3/8"	1/2"	5/8"	
	Max. length	m	25	25	30	50	
Electrical data ⁽³⁾	Max. height difference	m	10	10	20	25	
	Power supply	V - Hz - Ph	220-240 ~ 50, 1N				
	Maximum consumption	kW	2.20	2.20	2.80	3.70	
	Max. current	A	10.5	10.5	13	19	
	Power cord (outdoor unit)	mm²	2 x 1.5 + T	2 x 1.5 + T	2 x 1.5 + T	2 x 2.5 + T	
Temperature while operating	Communication cable	mm²	4 x 1.5 + T	4 x 1.5 + T	4 x 1.5 + T	4 x 2.5 + T	
	Indoor (Cooling / Heating)	°C	16 ~ 32 / 0 ~ 30	16 ~ 32 / 0 ~ 30	16 ~ 32 / 0 ~ 30	16 ~ 32 / 0 ~ 30	
Outdoor (Cooling / Heating)	°C	-15 ~ 50 / -15 ~ 24	-15 ~ 50 / -15 ~ 24	-15 ~ 50 / -15 ~ 24	-15 ~ 50 / -15 ~ 24		

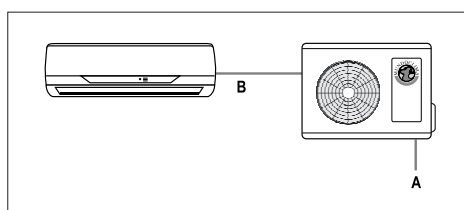
Notes:

- (1) The noise level values match the values obtained in a semi-anechoic chamber.
- (2) The dimensions are for the unit body, not including protruding elements (valve covers, grids, handles, etc.), for detailed dimensions please refer to the installation manual.
- (3) The electrical wiring sections indicated are recommended, but may be higher depending on each installation, these must be adapted to the electrical regulations in force.

Warning: - Data and specifications can be changed without previous notice.

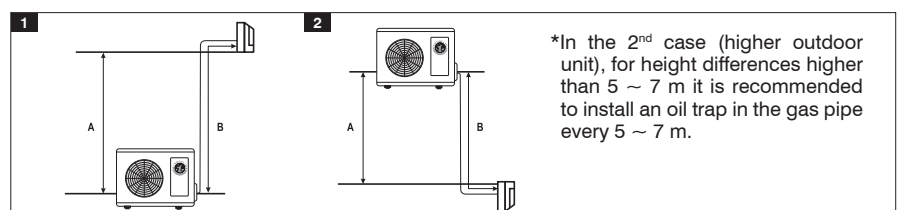
ELECTRICAL INSTALLATION

Model	Electrical wiring (A)	Interconnection wiring (B)
MUPR-09-H14X	2 x 1.5+T	4 x 1.5+T
MUPR-12-H14X	2 x 1.5+T	4 x 1.5+T
MUPR-18-H14X	2 x 1.5+T	4 x 1.5+T
MUPR-24-H14X	2 x 2.5+T	4 x 2.5+T



REFRIGERATING INSTALLATION (R-32)

Model	Pipe		Max. Length (B)	Max. slope (A)	Preload until (m)	Additional load (g/m)
	Liquid	Gas				
MUPR-09-H14X	1/4"	3/8"	25	10	5	12
MUPR-12-H14X	1/4"	3/8"	25	10	5	12
MUPR-18-H14X	1/4"	1/2"	30	20	5	12
MUPR-24-H14X	3/8"	5/8"	50	25	5	24



*In the 2nd case (higher outdoor unit), for height differences higher than 5 ~ 7 m it is recommended to install an oil trap in the gas pipe every 5 ~ 7 m.

MUPR-H14X Series WALL SPLIT

PERFORMANCE



R32
This unit uses a more eco-friendly refrigerant: R32. In order to install equipment with R32 refrigerant gas, you must review the current legislation.



WIFI
Control your air conditioning equipment from anywhere.



SUPER DC
Equipment that has both, Inverter DC compressor and DC fan motors.



REMINDER CLEANING FILTER
The equipment tells us when to clean and / or replace the indoor unit's air filter.



PIPE COMPATIBILITY
Possibility of increasing a size over the standard diameter in the gas or liquid pipe or both.



LOW VOLTAGE START
The equipment can start and run normally up to a supply voltage of 75 V.



DIGITAL DISPLAY LED
Equipment with a digital display showing the setpoint temperature during normal operation or the ambient temperature in ventilation mode.



ADJUSTMENT
Function adjustment and operating parameters query using the control.



FOLLOW ME FUNCTION (iFeel)
The remote control also has a room temperature sensor.



AUTOMATIC RESTART
Recovery of the adjustments before the electrical cut.



EMERGENCY OPERATION
Possibility of unit operation with the manual button in case of activation of some alarms.



COLD AIR PROTECTION
In heating mode, the initial fan speed is adjusted in accordance with the battery temperature.



TURBO OPERATION
Maximum cooling/heating time reduction.



LOW SOUND LEVEL
Thanks to the Silence mode and its new design, the sound level is reduced to the minimum.



TEMPERATURE COMPENSATION
The remote control allows you to set the compensation temperature for heating and cooling mode.



DIFFERENT SPEEDS OF THE EXTERNAL FAN
Accurate adjustment of fan speed thanks to DC fan.



FEWER SCREWS
Not only the indoor unit, but also the outdoor unit uses less screws, so the disassembly is going to be easier.



HUMIDITY CONTROL
In dehumidification mode, the relative humidity control can be set between 35% and 85%.



PRESENCE SENSOR
Detects inactivity (30 min) in the room to reduce the operation frequency and thus save energy.



COOLING IN LOW TEMPERATURES
Cooling operation up to -15 °C outdoor.



STANDBY FUNCTION (ONLY 1 W IN STANDBY)
The outdoor unit is automatically disconnected from the supply when the unit is in standby, in that way the consumption in standby modus is only 1W.



REFRIGERANT LEAK DETECTION
The unit automatically detects possible refrigerant leaks in the circuit.



SETPOINT TEMPERATURE RANGE ADJUSTMENT
The remote control is able to adjust: Minimum cooling from 16 °C up to 24 °C; Maximum heating from 30 °C up to 25 °C.



DIFFERENT SPEEDS OF THE EXTERNAL FAN
Possibility to adjust fan speed from 1% to 100% in 1% increments.



U-FORM SUPPORTS
The installation is easier thanks to the new outdoor unit back supports.



QUIETER OUTDOOR UNIT
Optimized design of air outlet grille with noise reduction.



WIDE OPERATION RANGE
Cooling operation until 50 °C and in heating until -15 °C.



NIGHT MODE
It causes the unit to operate according to the preset nighttime temperature curve, which creates an ideal nighttime environment and improves sleep quality.



DAILY TIMER
The timer can be set to start and stop at any point in a 24-hour period.



TROUBLESHOOTING
Error codes are showed in the indoor panel, wall control and outdoor PCB.



REMOTE SIGNS (CP)
Built-in ON/OFF port



CENTRALIZED CONTROLL
Possibility of controlling several units with the same central control.



CORE GENIUS
The frequency of traditional Inverter equipment has a fluctuation of ± 1 °C of the ambient temperature during operation. However, with the new "CORE GENIUS" Inverter technology that adjusts 0.6 Hz for each step, the frequency variation of the Inverter is so smooth that the ± 0.5 °C fluctuation of the ambient temperature is not noticeable.



SELF-CLEANING
This function performs a self cleaning on the indoor unit. When the SELF-CLEANING function (active cleaning function) is activated, the unit initially operates in cooling mode with the fan at a low speed, during this period the condensation water carries away the dust from the battery. The unit then switches to heating mode with the fan at low speed, to dry the battery and the inside of the unit. Finally the unit switches to ventilation mode to finish drying completely.



SILENCE
This function allows you to select the ultra-quiet speed, so the sound level of the equipment is very low.



HORIZONTAL AND VERTICAL LOUVER OSCILLATION
Better air distribution thanks to the automatic louver swing, horizontal and vertical.



GOLDEN FIN
Gold-plated heat exchanger, which protects the equipment against atmospheric phenomena and the effects of aggressive environments. It also prevents the proliferation of bacteria and mold.



ENERGY LABELLING FOR COOLING A+++



ENERGY LABELLING FOR HEATING A++
For models 9, 12 and 18.



FRESH AIR (ION)
This equipment incorporates an ionizer to generate OH(-) and thus purify the air by deactivating bacteria, viruses and other pathogens, providing a very pleasant feeling of freshness.



MOUNTING PLATE
Reinforced mounting plate with measuring range and spirit level included.



BREEZE AWAY
Function that allows diverting the air flow to another location to prevent the equipment from blowing directly on people.



GEAR
It allows the equipment capacity to be set to 50%, 75% or 100% (default).



COLD CATALYST FILTER
This equipment incorporates a purifying filter that can absorb formaldehyde without the need for ultra-violet light.



SPRINT START
Like a sprint runner, this function allows the compressor to reach 65 Hz in just 6 s.



REVERSE ROTATION
When the equipment is stopped, the outdoor unit fan rotates backwards to remove leaves or other external elements from the battery.