

**DUAL
POWER**
choose your battery

POWDP25260
CIRCULAR SAW

CIRKELZAAG - SCIE CIRCULAIRE - HANDKREISSÄGE
SIERRA CIRCULAR - SEGA CIRCOLARE



COMPATIBLE WITH

**40
VOLT
TOOL**

POWERPLUS
HIGH QUALITY TOOLS



NOT INCLUDED
NIET INBEGREPEN
NON INCLUS
NICHT ENTHALTEN
NO INCLUIDO
NON INCLUSO

**BRUSHLESS
MOTOR**



**ADVANTAGES
COMPARED TO A BRUSHED MOTOR**

**+50% LIFETIME
+50% AUTONOMY
+50% POWER**

40V

RATED VOLTAGE
NOMINALE SPANNING
TENSION NOMINALE
NENNSPANNUNG
TENSÓN NOMINAL
TENSIONE NOMINALE

3800min⁻¹

ROTATION SPEED
TOERENTAL
VITESSE DE ROTATION
DREHZAHL
VELOCIDAD DE ROTACIÓN
VELOCITÀ DI ROTAZIONE

Ø190x20mm - 24T

BLADE SIZE
GROOTTE VAN HET BLAD
DIMENSIONS DE LA LAME
GRÖÖE SCHNEIDBLATT
TAMAÑO DE LA HOJA
DIMENSIONI LAMA

**90°: 63mm
45°: 41mm**

MAX. CUTTING CAPACITY
MAX. SNIJCAPACITEIT
CAPACITÉ DE COUPE MAX.
MAX. SCHNEIDLEISTUNG
CAPACIDAD MÁXIMA DE CORTE
CAPACITÀ DI TAGLIO MAX.

- 1 LOCK-OFF BUTTON
- 2 SCALE FOR MITRE ANGLE
- 3 ADJUSTMENT SCREW FOR ANGLE ADJUSTMENT
- 4 LEVER OF LOWER GUARD
- 5 LOCK KNOB FOR DEPTH ADJUSTMENT
- 6 ADJUSTMENT SCREW FOR GUIDE BAR
- 7 LED WORKLIGHT

LOCK KNOB FOR DEPTH ADJUSTMENT



CIRCULAR SAW 40V - POWDP25260

This powerful 40V circular saw from Powerplus is suitable for making straight and mitre cuts. The cordless circular saw's blade can be tilted up to 45°, making it possible to make bevel cuts in wooden slats and planks. The side guide guarantees precise straight cuts.

The circular saw is equipped with a durable brushless motor. It requires less maintenance and has an extra-long life. It also extends the battery run time up to 50%.

The saw blade has 24 teeth and a diameter of 190mm. This results in a maximum cutting depth of 63mm for straight cuts and 41mm for 45° bevel cuts.

The saw blade reaches a maximum rotation speed of 3800min⁻¹.

Thanks to the spindle lock, the saw blades are easy and safe to switch. It prevents the spindle from rotating, so that the saw blade cannot move unexpectedly. To prevent injuries or accidents, the saw blade is almost completely protected by a safety guard.

The cordless saw's soft start motor provides the necessary stability and control, as it starts up gradually. A clear view of the workpiece is guaranteed thanks to the built-in work light and vacuum cleaner connection.

Separate battery and charger





The battery and charger are not included. They are sold separately and are compatible with the whole Dual Power range.

Which Dual Power battery is compatible?

This 40V circular saw is only compatible with the 2x20V Dual Power batteries.

DISCOVER THE ENTIRE PRODUCT RANGE AT
WWW.DUAL-POWER.COM



TECHNICAL SPECIFICATIONS POWDP25260		FEATURES	BOX CONTENT	SYMBOLS
Rated voltage	40V \equiv	<ul style="list-style-type: none"> • Brushless motor • Soft grip • Adjustable base • Safety guard • Adjustable angle • LED worklight • Dust adaptor for vacuum cleaner 	1x circular saw	  
Rotation speed	3800min ⁻¹		1x hex key	
Blade size	Ø190x20mm - 24T		1x guide bar	
Max. cutting capacity	90°: 63mm 45°: 41mm		1x saw blade	
			1x manual	
				

ACCESSORIES COMPATIBLE WITH POWDP25260			
 BATTERY 2x20V FOR 20V/40V TOOLS 5.0Ah/2.5Ah – PREMIUM CELLS POWDP9037	 BATTERY 2x20V FOR 20V/40V TOOLS 8.0Ah/4.0Ah – PREMIUM CELLS POWDP9040	 CHARGER POWDP9051	 CHARGER + BATTERY 2x20V 5.0Ah/2.5Ah – PREMIUM CELLS POWDP9064