

POWERPLUS
HIGH QUALITY TOOLS



POWX093

ROUTER 1500W

BOVENFREES
DÉFONCEUSE
OBERFRÄSE
FRESADORA



5 400338 024719 >

IMPORTANT FEATURES

1500
WATT

**6000-
26000**
min⁻¹

50mm
cutting
depth

12mm
shaft
diameter

ADJUSTABLE SPEED

**PRECISION
DEPTH ADJUSTMENT**

12x ROUTER BIT

2x COLLET Ø8-12mm

+ CIRCLE CUTTING
ACCESSORY



- 1. SPEED CONTROL DIAL**
SNELHEIDREGELWIJLTJE
BOUTON DE RÉGLAGE DE LA VITESSE
STELLRAD FÜR DIE GESCHWINDIGKEIT
DISCO DE CONTROL DE VELOCIDAD
- 2. DEPTH STOP**
DIEPTESTOP
BUTÉE DE PROFONDEUR
TIEFENANSLAG
BOTÓN DE BLOQUEO PARA LA GUÍA PARALELA
- 3. ALUMINIUM BASE**
ALUMINIUM VOETPLAAT
PLAQUE DE BASE
ALUMINIUM GRUNDPLATTE
PLACA DE BASE DE ALUMINIO
- 4. LENGTH STOP TURRET**
DIEPTESTAANSLAG
TOURELLE DE LONGUEUR DE BUTÉE
DREHKNOPF FÜR TIEFENANSLAG
TORRETA CON TOPE DE LONGITUD
- 5. LOCKING LEVER**
VERGRENDELINGSHENDEL
LEVIER DE VERROUILLAGE
SCHIESSHEBEL
PALANCA DE BLOQUEO

INCLUDING
12x ROUTER BIT Ø12mm
2x COLLET Ø8-12mm
+ CIRCLE CUTTING ACCESSORY



POWERPLUS
HIGH QUALITY TOOLS






POWX093 ROUTER 1500W

This 1500W router can be used for routing, grooving and engraving in all types of wood. Surface decorations, edge profiling, routing grooves with the guide fence are only a small range of what you can achieve with this router.

With speed adjustment and precision depth adjustment you can set router features for every type of job. You use the depth stop for routing different depths. This ensures you of the best possible and the most accurate woodworking.

In the strong BMC you find 12 pcs cutting heads and a parallel guide with fine adjustment that enables you routing parallel with the edge of your workpiece. The POWX093 is delivered with circle cutting accessories for routing circles and following or copying a contour or profile.



TECHNICAL SPECIFICATIONS POWX093		Features	Box content	Symbols
Rated voltage-frequency	230-240V~ 50Hz	<ul style="list-style-type: none"> • Soft grip • Aluminium gear box • Dust proof sleeves for sliding post • Parallel guide fence in metal • Precision depth adjustment with revolver stop 	1x router	  
Rated power	1500W		12x Ø12mm bits / 2x collet	
Rated speed	6000-26000min ⁻¹		1x circle cutting accessory	
Cutting depth	50mm		1x parallel guide fence	
Extra collets	8/12mm		1x wrench + 1x hex wrench	
Shaft diameter	12mm		1x dust collect adaptor	
Cable	3m		1x manual	
			1x BMC	

KREATOR

ACCESSORIES COMPATIBLE WITH POWX093



15 ROUTER BITS Ø8mm

KRT060185
PREMIUM ALU CASE

VARO VARO - VIC.VAN ROMPUY nv - DIY & GARDEN TOOLS
JOSEPH VAN INSTRAAAT 9 - 2500 LIER - BELGIUM
TEL +32 (0)3 292.92.92 | FAX +32 (0)3 292.92.72
INFO@VARO.COM | WWW.VARO.COM

Box (piece)



5 400338 024719 >>

Our +50 years of experience guarantee a professional and high quality service.